



mounting systems



Light-S ProLine

Application	Flat roofs
Roofing	For all roof coverings (also gravel)
Roof inclination	Up to 5°
Bulding height	Depending on wind loads on site
Module width	900 – 1052 mm
XL version	1052 – 1134 mm with additional rail
Module length	Up to 2300 mm
Module inclination	10° or 15°
XL version	10° or 15°
Supporting profiles	Aluminium (EN AW 6063 T66)
Sheet metal components	Galvanised steel (DX51A+Z275)
Small parts	Stainless steel (V2A)
Color	Color aluminium: plate finish
Warranty	10 years



Flat Roof



South Orientation




Framed Module




Frameless Module



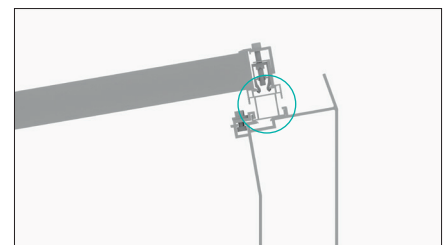
Orientation Landscape



Detail front support



Detail back support



Additional rail



For further information: www.mounting-systems.com
Subject to technical changes.
2023 © Mounting Systems GmbH