

## Sietová elektráreň (On-Grid)

s výkonom 9,555 kWp a prípravou na batériu Huawei

### Ponuka obsahuje:



21x Fotovoltaický panel  
Hybridný menič  
Nemecká konštrukcia  
AC a DC istenie  
Ostatný materiál  
Administratíva  
Ostatné služby

Monokryštalický panel 455Wp  
Huawei SUN2000L-10KTL  
Renusol, GmbH  
ETI, Citel, OEZ  
Inštalačný materiál, kabeláž, chráničky, lišty  
Revízná správa, vybavenie dotácie a pripojenia do DIS  
Doprava, uvedenie do prevádzky, zaškolenie

Celková cena

11 250 € s DPH


Po odpočítaní dotácie (-1 500€)

9 750 € s DPH

21x FV panel 455 Wp

SUN2000L-10KTL M1

Batéria LIFEP04 Huawei Luna  
5kWh + riadiaci modul  
Doplatok za batériu +3 800€



Distribučná  
sústava



Chladnička  
Notebook  
Televízia

VOLITEĽNÉ  
PRÍSLUŠENSTVO

## Prognóza energetických výnosov počas roka

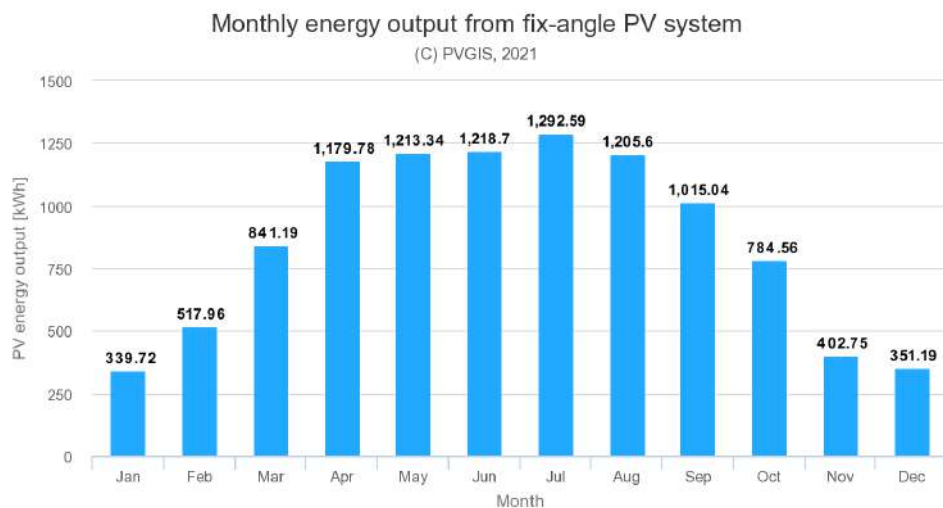
Na základe Vašej lokality, orientácie strechy a sklonu strechy Vám vieme vypočítať prognózu výroby elektrárne.

Výpočet sa odráža od priemerných dát poskytovaných Európskou úniou v rámci projektu JRC (odkaz: [https://re.jrc.ec.europa.eu/pvg\\_tools/en/tools.html](https://re.jrc.ec.europa.eu/pvg_tools/en/tools.html)).

\*štandardná aplikácia: orientácie strechy na juh, bez zatienevania a so sklonom 35 stupňov.  
Dôležitým predpokladom plného využitia výkonu je dostatočný odber energie počas dňa.

## Mesačná produkcia solárneho systému

Ukážková výroba sieťovej elektrárne s výkonom 9,555 kWp\*



### Priemerná denná výroba energie

v Januári cca **11 kWh / deň**  
v Máji cca **39,1 kWh / deň**  
v Júli cca **41,7 kWh / deň**  
v Septembri cca **32,7 kWh / deň**  
v Decembri cca **11,3 kWh / deň**

Za celý rok dokáže systém **vyrobiť cca 11576 kWh.**

Číslo	Položka	Typ	Počet
1	FV panely	Longi MONO 455Wp (prípadne iná dostupná alternatíva)	21
2	Menič	Huawei SUN2000L-10KTL M1	1
3	Konštrukcia	Konštrukcie na šikmú strechu Renusol Germany	1
4	Inštenie, kabeláž	Kabeláž, istenie na AC aj DC strane. ETI a Citel	1
5	Príslušenstvo	Solárny silový kábel 6mm, MC4 Páry	1
6	Montáž	+ doprava, oživenie, skúšky	1
7	Administratíva	Získanie dotácie od štátu	1
8	Administratíva	Pripojenie do distribučnej siete (komunikácia s DIS)	1
9	Administratíva	Projektová dokumentácia a revízná správa	1
<b>Spolu</b>			<b>11 250 € s DPH</b>
<b>Spolu po odčítaní dotácie</b>		<b>-1 500 €</b>	<b>9 750 € s DPH</b>

## Voliteľné príslušenstvo

Solárny panel 455Wp + konštrukcia	+270 € / ks
Optimizér výkonu	+50 € / kus
Smart meter + zapojenie	+250 €
Wattrouter na reguláciu prebytkov + zapojenie	+500 €
Batéria LiFePo4 HUAWEI LUNA 5kWh	+2 620 €
Riadiaci modul pre batériu LUNA	+1 180 €
Povinné príslušenstvo v prípade lokality spadajúcej pod ZSD a.s.	+350 €
Povinné príslušenstvo v prípade lokality spadajúcej pod SSD a.s. a VSD a.s.	+50 €

## Cenová ponuka platí 1 mesiac od vypracovania.

Spoplatnenie dopravy materiálu a odborných pracovníkov je 0,5 €/km, v prípade ak je lokalita inštalácie vzdialená viac ako 100 km od sídla našej firmy (Bojnice)

## Výhody našej ponuky

### 1 Záruky na zariadenia

✓ Solárne panely

12 rokov na produkt a vyhotovenie  
25 rokov na lineárny pokles výkonu

✓ Menič

10 rokov (rozšírenie záruky o ďalších 10 rokov)

### 2 Monitoring

- ✓ Wifi
- ✓ Monitoring výroby elektrárne
- ✓ Monitoring spotreby v domácnosti
- ✓ Možnosť riešenia problémov na diaľku



### 3 Riadenie prebytkov

- ✓ Wattrouter +500€ s DPH
- ✓ Batérie +3800€ s DPH

### 4 Skúsenosti

- ✓ Inštalácie, administratíva

### 5 Certifikácie

Dizajn a inštalácia ostrovných fotovoltických elektrární a poradca v oblasti fotovoltiky.

### 6 10+ Rokov na trhu

## O nás

Sme firma ktorá sa venuje predaju a výrobe energetických a ekologických produktov na e-shope, zároveň sme špecialisti na predaj, navrhovanie a inštalovanie solárnych systémov.

Na trhu pôsobíme od roku 2010, a neustále rastieme. Snažíme sa naším zákazníkom doručovať najkvalitnejšie riešenia navrhnuté na mieru podľa Vašich potrieb.

Dôraz kladieme nato, aby naše vedomosti na poli fotovoltiky boli čo najaktuálnejšie. To sa týka aktuálnych technológií, legislatívy, dotačných programov, či technických noriem.

Radi Vám doručíme Wow službu, či produkt, ktorú by sme si sami radi kúpili!

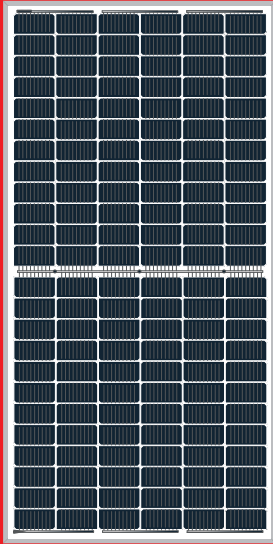


## Dotácia

Finančný príspevok na inštaláciu zariadenia/zariadení na využívanie obnoviteľných zdrojov energie v domácnostiach je poskytovaný z finančných prostriedkov Európskeho fondu regionálneho rozvoja a štátneho rozpočtu SR, prostredníctvom Operačného programu Kvalita životného prostredia v rámci národného projektu Zelená domácnostiam II v súlade so Všeobecnými podmienkami projektu zverejnenými na internetovej stránke [zelenadomacnostiam.sk](http://zelenadomacnostiam.sk).

ECO PRODUKT s.r.o. je zapísaný v zozname oprávnených zhotoviteľov v zmysle Všeobecných podmienok národného projektu Zelená domácnostiam II.

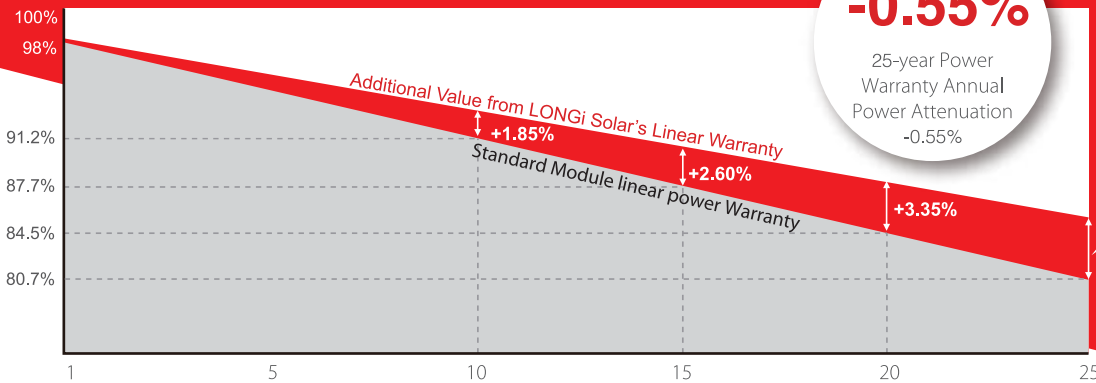
# LR4-72HPH 425~455M



**High Efficiency  
Low LID Mono PERC with  
Half-cut Technology**

\*Both 6BB & 9BB are available

12-year Warranty for Materials and Processing;  
25-year Warranty for Extra Linear Power Output



**-0.55%**

25-year Power  
Warranty Annual  
Power Attenuation  
-0.55%

**+4.10%**

## Complete System and Product Certifications

IEC 61215, IEC 61730, UL 61730  
ISO 9001:2008: ISO Quality Management System  
ISO 14001:2004: ISO Environment Management System  
TS62941: Guideline for module design qualification and type approval  
OHSAS 18001: 2007 Occupational Health and Safety



\* Specifications subject to technical changes and tests.  
LONGi Solar reserves the right of interpretation.

**Positive power tolerance** (0 ~ +5W) guaranteed

**High module conversion efficiency** (up to 20.9%)

**Slower power degradation** enabled by Low LID Mono PERC technology: first year <2%, 0.55% year 2-25

**Solid PID resistance** ensured by solar cell process optimization and careful module BOM selection

**Reduced resistive loss** with lower operating current

**Higher energy yield** with lower operating temperature

**Reduced hot spot risk** with optimized electrical design and lower operating current

# LONGi

Room 801, Tower 3, Lujiazui Financial Plaza, No.826 Century Avenue, Pudong Shanghai, 200120, China  
Tel: +86-21-80162606 E-mail: module@longi-silicon.com Facebook: www.facebook.com/LONGi Solar

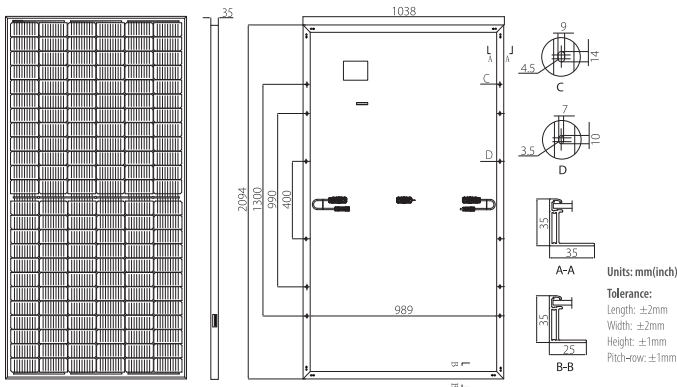
Note: Due to continuous technical innovation, R&D and improvement, technical data above mentioned may be of modification accordingly. LONGi have the sole right to make such modification at anytime without further notice; Demanding party shall request for the latest datasheet for such as contract need, and make it a consisting and binding part of lawful documentation duly signed by both parties.

\* These Modules are not offered, distributed or supplied to Germany by the LONGi Group.  
LONGi Solar Technologie GmbH does not offer, distribute or supply those Modules in Germany or any other country.

20200401V11

# LR4-72HPH 425~455M

## Design (mm)



## Mechanical Parameters

Cell Orientation: 144 (6×24)  
Junction Box: IP68, three diodes  
Output Cable: 4mm<sup>2</sup>, 300mm in length,  
length can be customized  
Glass: Single glass  
3.2mm coated tempered glass  
Frame: Anodized aluminum alloy frame  
Weight: 23.5kg  
Dimension: 2094×1038×35mm  
Packaging: 30pcs per pallet  
150pcs per 20'GP  
660pcs per 40'HC

## Operating Parameters

Operational Temperature: -40 C ~ +85 C  
Power Output Tolerance: 0 ~ +5 W  
Voc and Isc Tolerance: ±3%  
Maximum System Voltage: DC1500V (IEC/UL)  
Maximum Series Fuse Rating: 20A  
Nominal Operating Cell Temperature: 45±2 C  
Safety Class: Class II  
Fire Rating: UL type 1 or 2

## Electrical Characteristics

Test uncertainty for Pmax: ±3%

Model Number	LR4-72HPH-425M		LR4-72HPH-430M		LR4-72HPH-435M		LR4-72HPH-440M		LR4-72HPH-445M		LR4-72HPH-450M		LR4-72HPH-455M	
Testing Condition	STC	NOCT	STC	NOCT	STC	NOCT	STC	NOCT	STC	NOCT	STC	NOCT	STC	NOCT
Maximum Power (Pmax/W)	425	317.4	430	321.1	435	324.9	440	328.6	445	332.3	450	336.1	455	339.8
Open Circuit Voltage (Voc/V)	48.3	45.3	48.5	45.5	48.7	45.7	48.9	45.8	49.1	46.0	49.3	46.2	49.5	46.4
Short Circuit Current (Isc/A)	11.23	9.08	11.31	9.15	11.39	9.21	11.46	9.27	11.53	9.33	11.60	9.38	11.66	9.43
Voltage at Maximum Power (Vmp/V)	40.5	37.7	40.7	37.9	40.9	38.1	41.1	38.3	41.3	38.5	41.5	38.6	41.7	38.8
Current at Maximum Power (Imp/A)	10.50	8.42	10.57	8.47	10.64	8.53	10.71	8.59	10.78	8.64	10.85	8.70	10.92	8.75
Module Efficiency(%)	19.6		19.8		20.0		20.2		20.5		20.7		20.9	

STC (Standard Testing Conditions): Irradiance 1000W/m<sup>2</sup>, Cell Temperature 25 C, Spectra at AM1.5

NOCT (Nominal Operating Cell Temperature): Irradiance 800W/m<sup>2</sup>, Ambient Temperature 20 C, Spectra at AM1.5, Wind at 1m/s

## Temperature Ratings (STC)

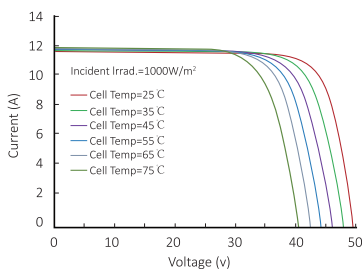
Temperature Coefficient of Isc	+0.048%/C
Temperature Coefficient of Voc	-0.270%/C
Temperature Coefficient of Pmax	-0.350%/C

## Mechanical Loading

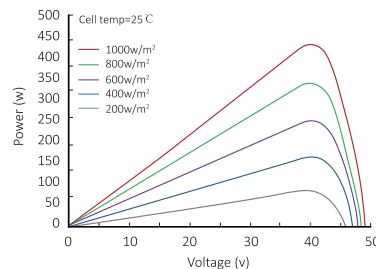
Front Side Maximum Static Loading	5400Pa
Rear Side Maximum Static Loading	2400Pa
Hailstone Test	25mm Hailstone at the speed of 23m/s

## I-V Curve

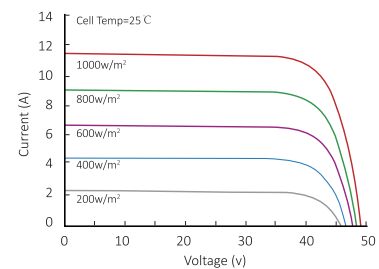
Current-Voltage Curve (LR4-72HPH-440M)



Power-Voltage Curve (LR4-72HPH-440M)



Current-Voltage Curve (LR4-72HPH-440M)



# LONGI

Room 801, Tower 3, Lujiazui Financial Plaza, No.826 Century Avenue, Pudong Shanghai, 200120, China  
Tel: +86-21-80162606 E-mail: module@longi-silicon.com Facebook: www.facebook.com/LONGI Solar

Note: Due to continuous technical innovation, R&D and improvement, technical data above mentioned may be of modification accordingly. LONGI have the sole right to make such modification at anytime without further notice; Demanding party shall request for the latest datasheet for such as contract need, and make it a consisting and binding part of lawful documentation duly signed by both parties.

\* These Modules are not offered, distributed or supplied to Germany by the LONGI Group.  
LONGI Solar Technologie GmbH does not offer, distribute or supply those Modules in Germany or any other country.

20200401V11

# Smart Energy Controller



## Active Safety

AI Powered  
Active Arcing Protection



## Higher Yields

Up to 30% More Energy  
with Optimizer <sup>1</sup>



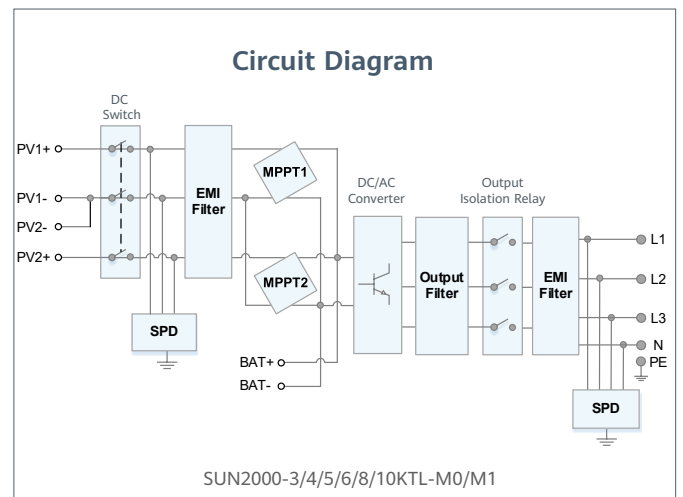
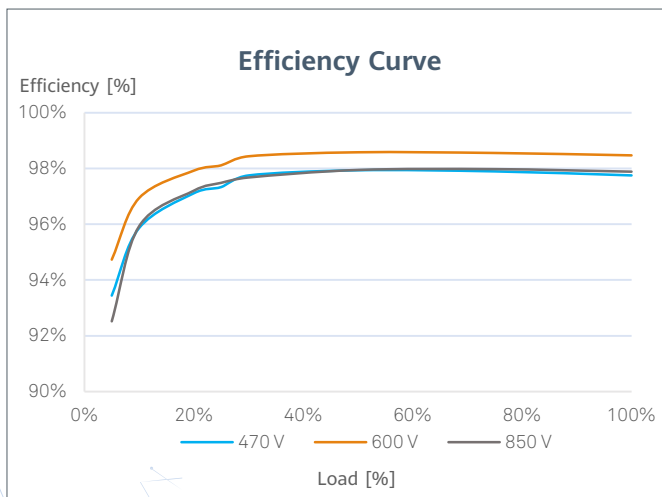
## Battery Ready

Plug & Play battery interface <sup>2</sup>



## Flexible Communication

WLAN, Fast Ethernet, 4G  
Communication Supported



<sup>1</sup> Only applicable to SUN2000-3/4/5/6/8/10KTL-M1 smart energy center.  
<sup>2</sup> SUN2000-3/4/5/6/8/10KTL-M0 will be compatible with HUAWEI smart string ESS in Q1, 2021



SUN2000-3/4/5/6/8/10KTL-M1  
**Technical Specification**

Technical Specification	SUN2000 -3KTL-M1	SUN2000 -4KTL-M1	SUN2000 -5KTL-M1	SUN2000 -6KTL-M1	SUN2000 -8KTL-M1	SUN2000 -10KTL-M1
<b>Efficiency</b>						
Max. efficiency	98.2%	98.3%	98.4%	98.6%	98.6%	98.6%
European weighted efficiency	96.7%	97.1%	97.5%	97.7%	98.0%	98.1%
<b>Input (PV)</b>						
Recommended max. PV power <sup>1</sup>	4,500 Wp	6,000 Wp	7,500 Wp	9,000 Wp	12,000 Wp	15,000 Wp
Max. input voltage <sup>2</sup>	1,100 V					
Operating voltage range <sup>3</sup>	140 V ~ 980 V					
Start-up voltage	200 V					
Rated input voltage	600 V					
Max. input current per MPPT	11 A					
Max. short-circuit current	15 A					
Number of MPP trackers	2					
Max. input number per MPP tracker	1					
<b>Input (DC Battery)</b>						
Compatible Battery	HUAWEI Smart String ESS 5kWh – 30kWh					
Operating voltage range	600 V ~ 980 V					
Max operating current	16 A					
Max charge Power	10,000 W					
Max discharge Power	3,300 W	4,400 W	5,500 W	6,600 W	8,800 W	10,000 W
<b>Output (On Grid)</b>						
Grid connection	Three-phase					
Rated output power	3,000 W	4,000 W	5,000 W	6,000 W	8,000 W	10,000 W
Max. apparent power	3,300 VA	4,400 VA	5,500 VA	6,600 VA	8,800 VA	11,000 VA <sup>4</sup>
Rated output voltage	220 Vac / 380 Vac, 230 Vac / 400 Vac, 3W / N+PE					
Rated AC grid frequency	50 Hz / 60 Hz					
Max. output current	5.1 A	6.8 A	8.5 A	10.1 A	13.5 A	16.9 A
Adjustable power factor	0.8 leading ... 0.8 lagging					
Max. total harmonic distortion	≤ 3 %					
<b>Output ( Backup Power via Backup Box-B1 )</b>						
Maximum apparent power	3,300 VA					
Rated output voltage	220 V / 230 V					
Maximum output current	15 A					
Power factor range	0.8 leading ... 0.8 lagging					
<b>Features &amp; Protections</b>						
Input-side disconnection device	Yes					
Anti-Islanding protection	Yes					
DC reverse polarity protection	Yes					
Insulation monitoring	Yes					
DC surge protection	Yes, compatible with TYPE II protection class according to EN/IEC 61643-11					
AC surge protection	Yes, compatible with TYPE II protection class according to EN/IEC 61643-11					
Residual current monitoring	Yes					
AC overcurrent protection	Yes					
AC short-circuit protection	Yes					
AC overvoltage protection	Yes					
Arc fault protection	Yes					
Ripple receiver control	Yes					
Integrated PID recovery <sup>5</sup>	Yes					
Battery reverse charging from grid	Yes					
<b>General Data</b>						
Operating temperature range	-25 ~ + 60 °C (-13 °F ~ 140 °F)					
Relative operating humidity	0 %RH ~ 100 %RH					
Operating altitude	0 ~ 4,000 m (13,123 ft.) (Derating above 2000 m)					
Cooling	Natural convection					
Display	LED Indicators; Integrated WLAN + FusionSolar App					
Communication	RS485; WLAN/Ethernet via Smart Dongle-WLAN-FE; 4G / 3G / 2G via Smart Dongle-4G (Optional)					
Weight (incl. mounting bracket)	17 kg (37.5 lb)					
Dimension (incl. mounting bracket)	525 x 470 x 146.5 mm (20.7 x 18.5 x 5.8 inch)					
Degree of protection	IP65					
Nighttime Power Consumption	< 5.5 W <sup>6</sup>					
<b>Optimizer Compatibility</b>						
DC MBUS compatible optimizer	SUN2000-450W-P					
<b>Standard Compliance (more available upon request)</b>						
Certificate	EN/IEC 62109-1, EN/IEC 62109-2, IEC 62116					
Grid connection standards	G98, G99, EN 50438, CEI 0-21, VDE-AR-N-4105, AS 4777, C10/11, ABNT, UTE C15-712, RD 1699, TOR D4, NRS 097-2-1, IEC61727, IEC62116, DEWA					

<sup>1</sup> Inverter max input PV power is 20,000 Wp when long strings are designed and fully connected with SUN2000-450W-P power optimizers.

<sup>2</sup> The maximum input voltage is the upper limit of the DC voltage. Any higher input DC voltage would probably damage inverter.

<sup>3</sup> Any DC input voltage beyond the operating voltage range may result in inverter improper operating.

<sup>4</sup> C10 / 11: 10,000 VA

<sup>5</sup> SUN2000-3~10KTL-M1 raises potential between PV- and ground to above zero through integrated PID recovery function to recover module degradation from PID. Supported module types include: P-type (mono, poly).

<sup>6</sup> <10 W when PID recovery function is activated.

# Smart String Energy Storage System



## More Usable Energy

100% Depth of Discharge  
Pack Level Energy Optimization



## Flexible Investment

5kWh Modular Design,  
Scalable from 5 to 30 kWh



## Safe & Reliable

Lithium Iron Phosphate (LFP) Cell



## Easy Installation

12 kg Power Module  
50 kg Battery Module






## Quick Commissioning

Automatically Detected in App



## Perfect Compatibility

Compatible to Both Residential  
Single & Three Phase Inverter

Technical Specification	LUNA2000-5-S0	LUNA2000-10-S0	LUNA2000-15-S0
			

Performance			
Power module	LUNA2000-5KW-C0		
Number of power modules	1		
Battery module	LUNA2000-5-E0		
Battery module energy	5 kWh		
Number of battery Modules	1	2	3
Battery usable energy <sup>1</sup>	5 kWh	10 kWh	15 kWh
Max. output power	2.5 kW	5 kW	5 kW
Peak output power	3.5 kW, 10 s	7 kW, 10 s	7 kW, 10 s
Nominal voltage (single phase system)	360 V		
Operating voltage range (single phase system)	350 – 560 V		
Nominal voltage (three phase system)	600 V		
Operating voltage range (three phase system)	600 – 980 V		

Communication	
Display	SOC status indicator, LED indicator
Communication	RS485 / CAN (only for parallel operation)

General Specification			
Dimension (W*D*H)	670 * 150 * 600 mm (26.4 * 5.9 * 23.6 inch)	670 * 150 * 960 mm (26.4 * 5.9 * 37.8 inch)	670 * 150 * 1320 mm (26.4 * 5.9 * 60.0 inch)
Weight (Floor stand toolkit included)	63.8 kg (140.7 lb)	113.8 kg (250.9 lb)	163.8 kg (361.1 lb)
Power module dimension (W*D*H)	670 * 150 * 240 mm (26.4 * 5.9 * 9.4 inch)		
Power module weight	12 kg (26.5 lb)		
Battery module dimension (W*D*H)	670 * 150 * 360 mm (26.4 * 5.9 * 14.0 inch)		
Battery module weight	50 kg (110.2 lb)		
Installation	Floor stand (standard), Wall mount (optional)		
Operating temperature	-10°C ~ + 55°C (14°F ~ 131°F) <sup>2</sup>		
Operating altitude	0 - 4,000 m (13,123 ft.) (Derating above 2,000 m)		
Relative humidity	5% ~ 95%		
Cooling	Natural convection		
Protection rating	IP 65		
Noise emission	<29 dB		
Cell technology	Lithium-iron phosphate (LiFePO4)		
Warranty	10 years <sup>3</sup>		
Scalability	Max. 2 systems in parallel operation		
Compatible inverters	SUN2000L-2/3/3.68/4/4.6/5KTL <sup>4</sup> , SUN2000-2/3/3.68/4/4.6/5/6KTL-L1, SUN2000-3/4/5/6/8/10KTL-M0 <sup>4</sup> , SUN2000-3/4/5/6/8/10KTL-M1		

Standard Compliance (more available upon request)	
Certificates	CE, RCM, CEC, VDE2510-50, IEC62619, IEC 60730, UN38.3

Ordering and Deliverable Part	
Product ordering model <sup>5</sup>	LUNA2000-5KW-C0, LUNA2000-5-E0, LUNA2000 Wall Mounting Bracket

1. Test conditions: 100% depth of discharge (DoD), 0.2C charge & discharge at 25°C  
2. Charge/discharge derating occurs when the operating temperature from -10°C to 5 °C.& 45 °C to 55 °C.  
3. Refer to battery warranty letter for conditional application.  
4. Available in Q1, 2021  
5. Storage system is ordered and delivered in the form of power module and battery module separately with corresponding quantity.  
Version No.:04-(20201006) SOLAR.HUAWEI.COM/EU/